

2020-21 Texas Academic Performance Report (TAPR)


District Name: HURST-EULESS-BEDFORD ISD

Campus Name: SHADY OAKS EL

Campus Number: 220916107

2021 Accountability Rating: Not Rated: Declared State of Disaster

This page is intentionally blank.





Texas Education Agency
 2018-19 Progress (TAPR)
 SHADY OAKS EL (220916107) - HURST-EULESS-BEDFORD ISD - TARRANT COUNTY

Due to the cancellation of spring 2020 STAAR, 2019 and 2018 progress data are shown.

	School Year	State	District	Campus	African American	Hispanic	White	American Indian	Asian	Pacific Islander	Two or More Races	Special Ed (Current)	Special Ed (Former)	Continuously Enrolled	Non-Continuously Enrolled	Econ Disadv	EB/EL (Current & Monitored)
School Progress Domain - Academic Growth Score by Grade and Subject																	
Grade 4 ELA/Reading	2019	61	59	60	*	73	50	-	*	*	*	*	*	59	63	44	69
	2018	63	64	69	*	70	68	-	*	*	*	*	*	64	80	68	73
Grade 4 Mathematics	2019	65	63	61	*	64	61		*	*	*	43	*	64	53	60	68
	2018	65	66	65	*	47	44	-	*	*	*	*	*	53	38	52	51
Grade 5 ELA/Reading	2019	81	84	80	*	81	80	-	*	*	*	92	*	83	73	78	82
	2018																

2020-21 Bilingual Education/English as a Second Language
SHADY OAKS EL (220916107) - HUR

Due to the cancellation of spring 2020 STAAR testing, the following data is preliminary.

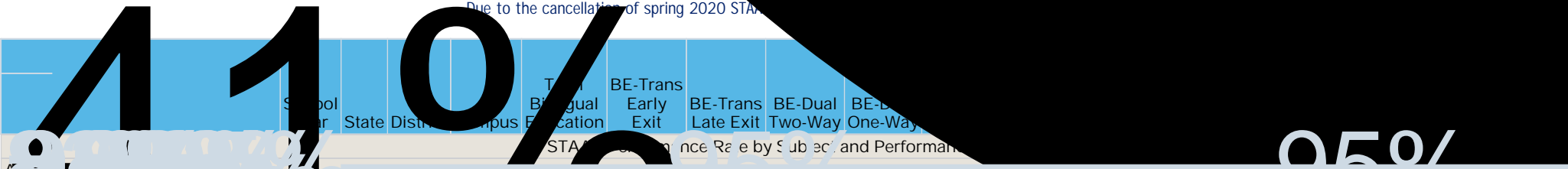

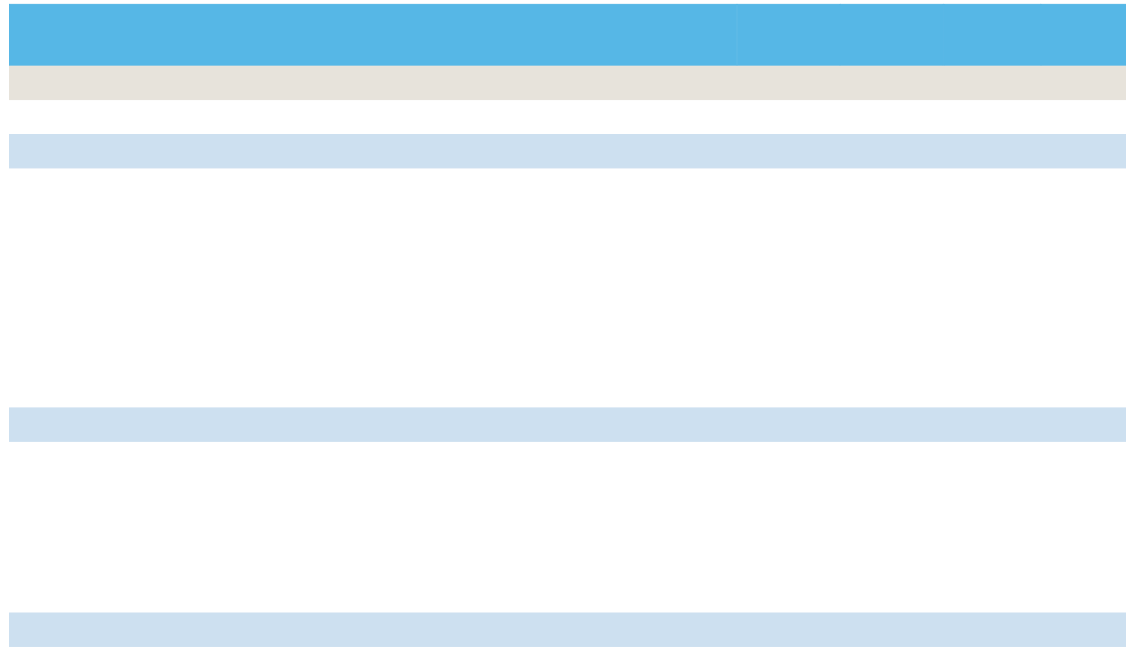


Table with 10 columns: School Year, State District, Campus, Program, STAAR Score, Performance Rate by Subject, and Performance Rate by Subject and Performance Level. The table content is mostly obscured by a large light blue area.



Texas Education Agency
2020-21 Graduation Profile (TAPR)
SHADY OAKS EL (220916107) - HURST-EULESS-BEDFORD ISD - TARRANT COUNTY



Texas Education Agency
2020-21 CCMR-Related Indicators (TAPR)
SHADY OAKS EL (220916107) - HURST-EULESS-BEDFORD ISD - TARRANT COUNTY



There is no data for this campus.

Texas Education Agency
2020-21 Other Postsecondary Indicators (TAPR)
SHADY OAKS EL (220916107) - HURST-EULESS-BEDFORD ISD - TARRANT COUNTY

There is no data for this campus.

Texas Education Agency
 2020-21 Student Information (TAPR)
 SHADY OAKS EL (220916107) - HURST-EULESS-BEDFORD ISD - TARRANT COUNTY

Student Information	Membership				Enrollment			
	Campus		District	State	Campus		District	State
	Count	Percent			Count	Percent		
Total Students	558	100.0%	22,884	4,359,040	560	100.0%	22,962	4,371,586
Students by Grade:								
Early Childhood Education	0	0.0%	0.4%	0.3%	1	0.2%	0.7%	0.4%
Pre-Kindergarten	19	3.4%	2.4%	3.7%	19	3.4%	2.4%	3.7%
Kindergarten	85	15.2%	7.1%	6.7%	85	15.2%	7.1%	6.7%
Grade 1	73	13.1%	7.3%	7.1%	73	13.0%	7.3%	7.1%
Grade 2	79	14.2%	7.3%	7.1%	79	14.1%	7.3%	7.1%
Grade 3	79	14.2%	7.3%	7.1%	79	14.1%	7.3%	7.1%
Grade 4	74	13.3%	7.2%	7.2%	74	13.2%	7.2%	7.2%
Grade 5	85	15.2%	7.7%	7.4%	85	15.2%	7.7%	7.4%
Grade 6	64	11.5%	7.8%	7.7%	65	11.6%	7.8%	7.7%
Grade 7	0	0.0%	7.7%	7.9%	0	0.0%	7.7%	7.8%
Grade 8	0	0.0%	7.9%	7.9%	0	0.0%	7.9%	7.9%
Grade 9	0	0.0%	7.8%	8.1%	0	0.0%		8.1%



Texas Education Agency
 2020-21 Student Information (TAPR)
 SHADY OAKS EL (220916107) - HURST-EULESS-BEDFORD ISD - TARRANT COUNTY

Student Information	Membership				Enrollment			
	Campus		District	State	Campus		District	State
	Count	Percent			Count	Percent		
Homeless	10	1.8%	2.2%	1.1%	10	1.8%	2.2%	1.1%
Immigrant	36	6.5%	5.0%	2.0%	36	6.4%	5.0%	2.0%
Migrant	0	0.0%	0.0%	0.3%	0	0.0%	0.0%	0.3%
Title I	558	100.0%	44.2%	64.5%	560	100.0%	44.3%	64.5%
Military Connected	11	2.0%	2.2%	2.7%	11	2.0%	2.2%	2.7%
At-Risk	391	70.1%	43.7%	49.2%	391	69.8%	43.6%	49.1%
Students by Instructional Program:								
Bilingual/ESL Education	320	57.3%	17.2%	21.0%	320	57.1%	17.2%	20.9%
Gifted and Talented Education	57	10.2%	6.7%	8.3%	57	10.2%	6.7%	8.3%
Special Education	58	10.4%	10.8%	11.1%	60	10.7%	11.1%	11.3%
Students with Disabilities by Type of								

with



Texas Education Agency
 2020-21 Student Information (TAPR)
 SHADY OAKS EL (220916107) - HURST-EULESS-BEDFORD ISD - TARRANT COUNTY

Student Information	--Non-Special Education Rates--			---Special Education Rates---		
	Campus	District	State	Campus	District	State
Retention						

Texas Education Agency
 2020-21 Staff Information (TAPR)
 SHADY OAKS EL (220916107) - HURST-EULESS-BEDFORD ISD - TARRANT COUNTY

Staff Information	----- Campus -----			
	Count/Average	Percent	District	State
Number of Students per Teacher	15.8	n/a	15.8	14.5

	Campus	District	State
	1.0	6.8	6.4
	1.0	6.4	5.5
	7.0	6.2	5.5
by District	2.0	5.4	4.8
	11.7	12.4	11.2
	5.1	7.7	7.2
duties only):			
	-	\$55,400	\$50,849
	\$60,014	\$59,832	\$53,288
	\$6 J O j 142.27	3074.43	12.81

Texas Education Agency
2020-21 Staff Information (TAPR)
SHADY OAKS EL (220916107) - HURST-EULESS-BEDFORD ISD - TARRANT COUNTY

- Indicates there are no students in the group.
- * Indicates results are masked due to small numbers to protect student confidentiality.
- ** When only one student disability or assessment group is masked, then the second smallest student disability or assessment group is masked regardless of size.
- n/a Indicates data reporting is not applicable for this group.
- ? Indicates that the data for this item were statistically improbable or were reported outside a reasonable range.

Link to: [PEIMS Financial Standard Reports 2019-20 Financial Actual Report](#)
(To open link in a new window, press the "Ctrl" key and click on the link.)